






QUALITY YOU CAN COUNT ON ...

**DENSO BUS PRODUCTS - STARTERS, ALTERNATORS
& CNG SPARK PLUGS**



DENSO's advantage in the aftermarket is a result of being one of the largest OE suppliers in the world. DENSO develops on the leading edge of product design and technology. When the job needs to be done right the first time, you should insist on DENSO products. Each part is precision built to exact specifications. DENSO products are built to give you the right part and the right fit . . . the first time. No headaches. No comebacks. No excuses.

STARTERS

Make	Model / Engine	New PN	Reman PN	Output	Application Information
Blue Bird	Cummins ISC, ISL	228000-5311	280-8002	12V 4.0kW	Dry Clutch & Ground Stud
Blue Bird	John Deere 8.1L CNG (CNG)	228000-5463		12V 4.0kW	
Blue Bird	CAT 3116, 3126	228000-5851	280-8019	12V 4.0kW	SAE #2 Housing - Wet Clutch
Blue Bird	Cummins ISB	228000-7301	280-8005	12V 2.7kW	Dry Clutch & Ground Stud
Blue Bird	6.8L John Deere CNG	228000-7491		12V 4.0kW	
Blue Bird	Cummins ISB 07, 6.7L	428000-5120		12V 3.0kW	
Blue Bird	Cummins ISB 5.9L	AS228000-1953	280-8000	12V 2.7kW	Wet Clutch
Blue Bird	Cummins ISB 5.9L	AS228000-3811		12V 2.7kW	
Blue Bird	Cummins ISB 5.9L	AS228000-4671	9722809-467	12V 2.7kW	
Chevrolet, GMC	Topkick, Kodiak CAT 3126	228000-9750	280-8012	12V 4.0kW	Mounted on Passenger Side
Chevrolet, GMC	Topkick, Kodiak Isuzu 6HK1-TC 7.8L I6	228000-9761		12V 4.0kW	
Cummins (24V)	Cummins ISB 5.9L	228000-0633		24V 4.5kW	Add'l ground terminal added to 228000-0632
Cummins (24V)	Cummins ISC	428000-1340		24V 7.5kW	
El Dorado	Cummins ISC	228000-5311	280-8002	12V 4.0kW	Dry Clutch & Ground Stud
El Dorado	Cummins ISB 5.9L	AS228000-3811		12V 2.7kW	
Ford	Powerstroke 7.3L A/T & M/T	228000-8420	280-8008	12V 4.0kW	
Ford	Cummins ISB 5.9L	AS228000-3811		12V 2.7kW	
Freightliner Custom Chassis	CAT 3116, 3126	228000-5851	280-8019	12V 4.0kW	SAE #2 Housing - Wet Clutch
Freightliner Custom Chassis	Cummins ISB	228000-6981		12V 2.7kW	
Freightliner Custom Chassis	CAT 3126	228000-7121	280-8004	12V 4.0kW	SAE #3 Housing
Freightliner Custom Chassis	Cummins ISB	428000-5230		12V 3.0kW	
Freightliner Custom Chassis	Cummins ISB 5.9L	AS228000-3811		12V 2.7kW	
Freightliner Custom Chassis	School Bus Mercedes 904	AS428000-0310		12V 2.7kW	
Freightliner Custom Chassis	Cummins ISB 5.9L	AS428000-1600	280-8018	12V 2.7kW	Wet Clutch
GMC	Premium Forward 6BD1	128000-0494	9712809-049	12V 3.0kW	
International	DT466E	228000-5311	280-8002	12V 4.0kW	Dry Clutch & Ground Stud
International	T444E / V8 7.3L	228000-6350		12V 4.0kW	
International	Stripped Chassis VT365	428000-0071		12V 4.0kW	
John Deere	Natural Gas Bus 6068	228000-9020		12V 4.0kW	
Navistar	T444E	228000-7371	280-8020	12V 4.0kW	
Navistar	6.9L & 7.3L A/T & M/T	228000-8410	280-8007	12V 4.0kW	
Navistar	DT466	228000-8510	280-8011	12V 4.0kW	
Thomas Built	Cummins ISB	228000-3311		12V 3.0kW	
Thomas Built	Cummins ISB MT643	228000-3321		12V 3.0kW	
Thomas Built	Cummins ISC	228000-5311	280-8002	12V 4.0kW	Dry Clutch & Ground Stud
Thomas Built	CAT 3116, 3126	228000-5851	280-8019	12V 4.0kW	SAE #2 Housing - Wet Clutch
Thomas Built	CAT 3126	228000-7121	280-8004	12V 4.0kW	SAE #3 Housing
Thomas Built	Cummins ISB	228000-7280		12V 3.0kW	Dry Clutch & Ground Stud
Thomas Built	Cummins ISB	228000-7291		12V 3.0kW	Dry Clutch & Ground Stud
Thomas Built	Cummins ISB	228000-7301	280-8005	12V 2.7kW	Dry Clutch & Ground Stud
Thomas Built	CAT 3116, 3126	428000-1610		12V 4.0kW	Dry Clutch
Thomas Built	Mercedes 906	428000-1881		12V 4.0kW	
Thomas Built	CAT 3126	428000-2840		12V 4.0kW	Dry Clutch
Thomas Built	Cummins ISB 07, 6.7L	428000-5310		12V 3.0kW	
Various (24V)	Various	LAY42800-0060		24V 8.0kW	
Various (24V)	Various	LAY42800-0070		24V 8.0kW	

ALTERNATORS

Make	Model / Engine	New PN	Reman PN	Output	Application Information
GMC	Premium Forward 6BD1	100211-1721	9760218-172	12V 65A	
Various	Various	101210-9000		24V 150A	J-180 Mount
Various	Various	101210-9010		24V 150A	Pad Mount
Various	Various	101211-8060		12V 130A	J-180 Mount
Various	Various	101211-8120		12V 130A	J-180 Mount
Various	Various	101211-8380		12V 130A	Pad Mount w/l Terminal
Various	Various	101211-8390		12V 130A	Pad Mount

*For complete application coverage, please refer to the DENSO Heavy Duty Starter & Alternator Catalog.

CNG SPARK PLUGS

Make	Model / Engine	Part Number	Size	Application Information
Cummins	ISB/ISC/ISL	GK3-1A	.012 Gap	
John Deere	6.8 CNG 8.1 CNG	GK3-1A	.012Gap	
Caterpillar	3306CNG	GN3-1	.012Gap	1/2" reach
Caterpillar	3306CNG	GE3-1	.012Gap	3/4" reach